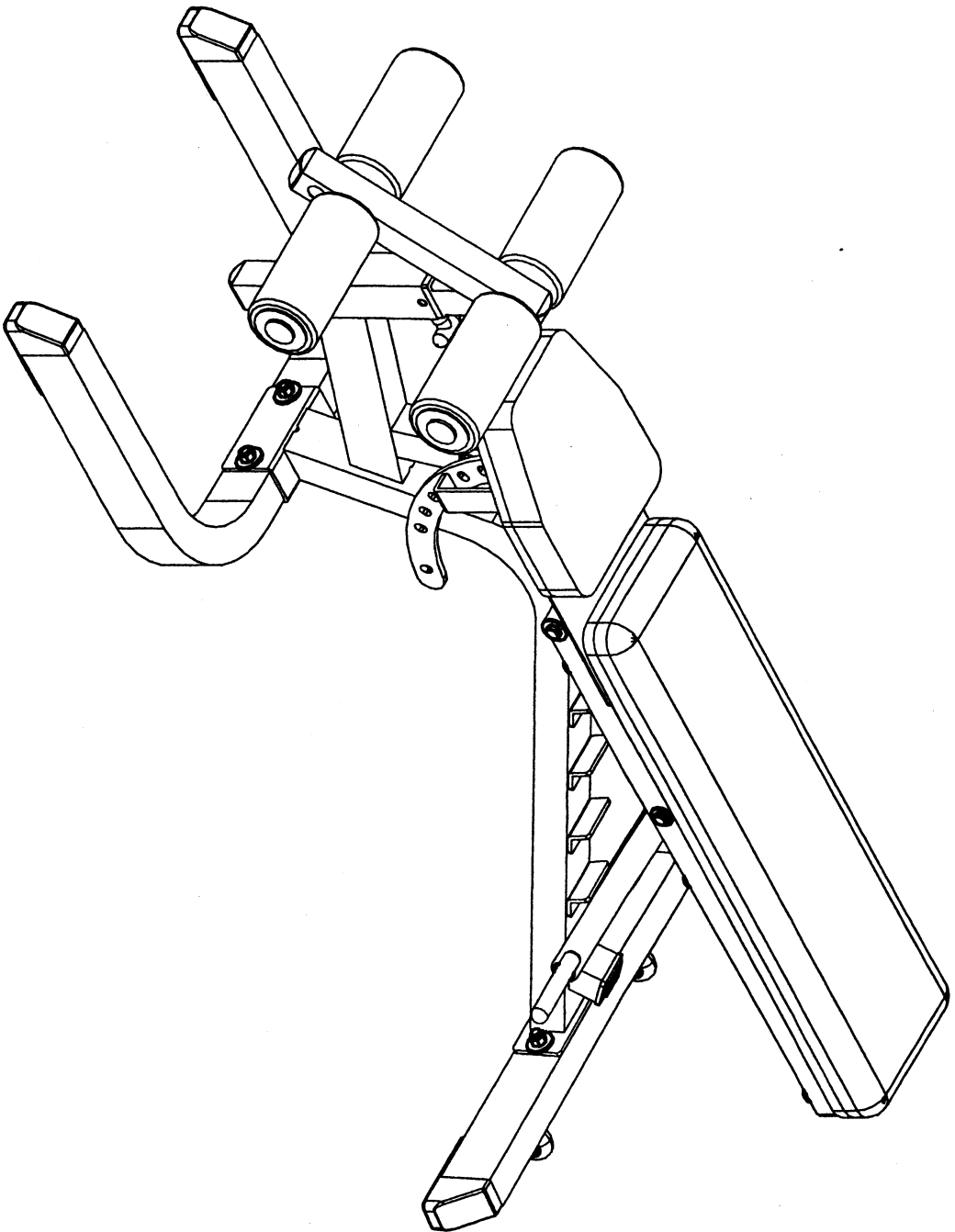


GFID-71














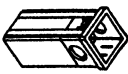









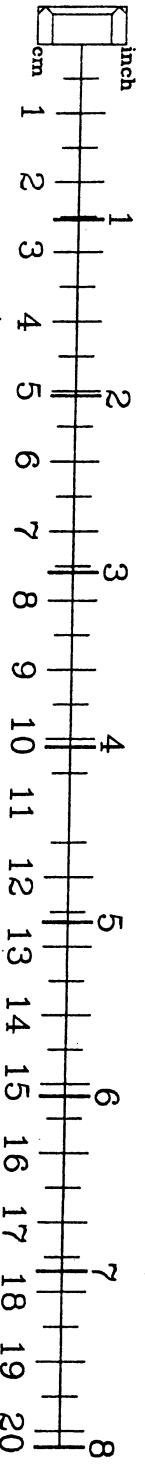
VERSION 0506

# GFID-71 HARDWARE ILLUSTRATION SHEET

|      |                                   |         |
|------|-----------------------------------|---------|
| A1.  | M12X80 HEX HEAD BOLT              | [4PCS]  |
| A2.  | 5/16"X2 1/4" HEX HEAD BOLT        | [6PCS]  |
| A3.  | 5/16"X1" HEX HEAD BOLT            | [4PCS]  |
| A4.  | M8X45 HEX HEAD BOLT               | [2PCS]  |
| B1.  | M12 NYLON LOCK NUT                | [4PCS]  |
| B2.  | M8 NYLON LOCK NUT                 | [2PCS]  |
| C1.  | 5/16"(I.D) WASHER                 | [10PCS] |
| C2.  | 5/16" SPRING WASHER               | [10PCS] |
| C3.  | M12(I.D) WASHER                   | [8PCS]  |
| C4.  | M8(I.D) WASHER                    | [4PCS]  |
| D1.  | Ø1" ROUND END CAP (8341-033)      | [4PCS]  |
| D2.  | 60X45 NYLON BUSHING (9211-032)    | [1PCS]  |
| D3.  | 45X45 END CAP (9211-091)          | [3PCS]  |
| D4.  | 60X45 NYLON BUSHING (9211-047)    | [1PCS]  |
| D5.  | 2"X2"X1.8 END CAP (9211-087)      | [1PCS]  |
| D6.  | 20X40 END CAP (9211-008)          | [2PCS]  |
| D7.  | FOAM ROLLER (9161-009)            | [4PCS]  |
| D8.  | Ø3" NYLON WASHER (9214-008)       | [4PCS]  |
| D9.  | 2"X3" FOOT CAP (9211-048)         | [4PCS]  |
| D10. | 38X38 RUBBER BAR CATCH (9310-001) | [1PCS]  |
| D11. | Ø64 PULLEY (9213-023)             | [2PCS]  |

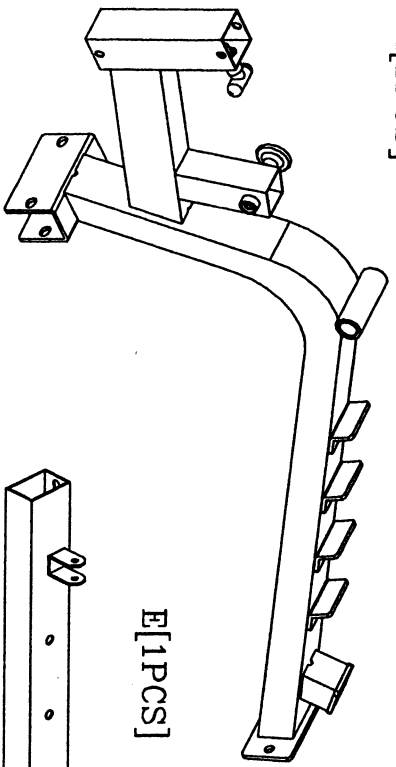
Qty.

|     |   |    |   |    |   |    |   |     |   |
|-----|---|----|---|----|---|----|---|-----|---|
| A1  |  | A2 |  | A3 |  | A4 |  | B1  |  |
| B2  |   | C1 |   | C2 |   | C3 |   | C4  |   |
| D1  |    | D2 |    | D3 |    | D4 |    | D5  |    |
| D6  |    | D7 |    | D8 |    | D9 |    | D10 |    |
| D11 |    |    |   |    |   |    |   |     |   |




# GFID-71 PARTS ILLUSTRATION SHEET

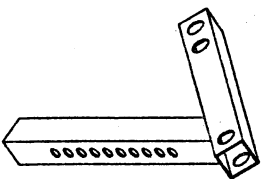
A[1PCS]



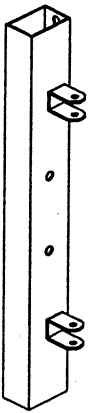
D[2PCS]



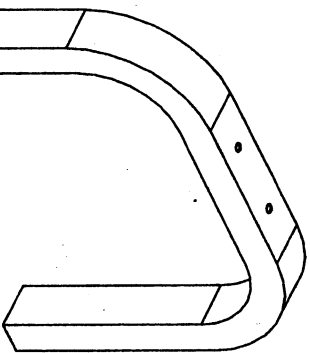
G[1PCS]



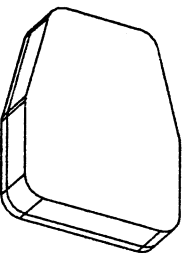
E[1PCS]



I[1PCS]



J[1PCS]  
9121-051

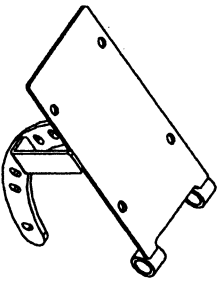


F[1PCS]

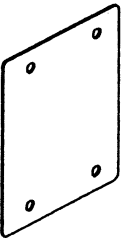
N[1PCS]



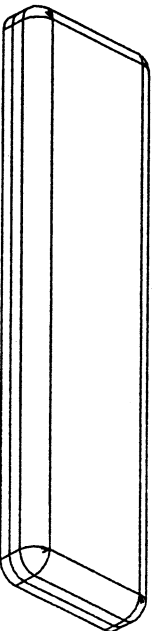
C[1PCS]



M[1PCS]  
9125-011



K[1PCS]  
9112-021



H[2PCS]



